



Z-3151HS Advanced Handheld High-Speed Laser Scanner

Standard Device

	PIN-OUT CONFIGURATION			
	RJ 1.	RTS_TTL	RJ 2.	KB Data
	RJ 3.	PC Clock	RJ 4.	GND
	RJ 5.	CTS_TTL	RJ 6.	RX_TTL
	RJ 7.	KB Clock	RJ 8.	+5V
	RJ 9.	PC Data	RJ 10.	TX_TTL













Standard Accessory

Description	Stand for Z-3X51HS, Z-3X52 Series	
Barcode	P/N	Remark
	883-51HL00-000	White Housing
	883-50HL00-001	Black Housing
	883-51HL00-0NB	White Housing w/o ZEBEX logo
	883-51HL00-0N1	Black Housing w/o ZEBEX logo













[Buyer's Guide]

Ordering Information

With Auto Sensor (stand included for standard package)

Barcode	P/N	Model Name	Remark
	88H-51HSKP-030	Z-3151HS (K)	White housing w/PS/2 cable
	88H-51HSKP-031	Z-3151HS (K)(B)	Black housing w/PS/2 cable
	88H-51HSRP-030	Z-3151HS (R)	White housing w/RS-232 cable (DTE pin-out)
	88H-51HSRP-031	Z-3151HS (R)(B)	Black housing w/RS-232 cable (DTE pin-out)
	88H-51HSUB-030	Z-3151HS (U)	White housing w/USB cable
	88H-51HSUB-031	Z-3151HS (U)(B)	Black housing w/USB cable
	88H-51HSKP-0NB	Z-3151HS (K)	White housing w/PS/2 cable w/o ZEBEX logo
	88H-51HSKP-0N1	Z-3151HS (K)(B)	Black housing w/PS/2 cable w/o ZEBEX logo
	88H-51HSRP-0NB	Z-3151HS (R)	White housing w/RS-232 cable w/o ZEBEX logo (DTE pin-out)
	88H-51HSRP-0N1	Z-3151HS (R)(B)	Black housing w/RS-232 cable w/o ZEBEX logo (DTE pin-out)
	88H-51HSUB-0NB	Z-3151HS (U)	White housing w/USB cable w/o ZEBEX logo
	88H-51HSUB-0N1	Z-3151HS (U)(B)	Black housing w/USB cable w/o ZEBEX logo

Without Auto Sensor (stand included for standard package)

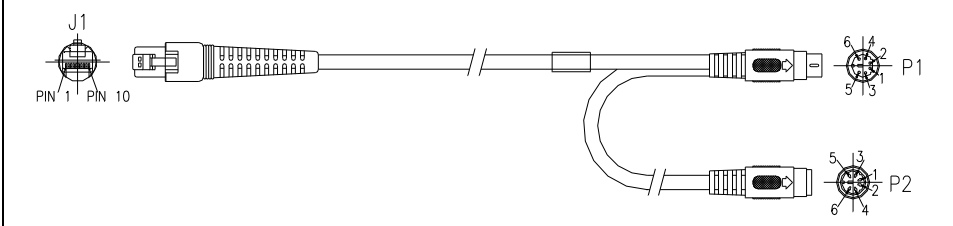
Barcode	P/N	Model Name	Remark
	88H-51HSKP-040	Z-3151HS (K)	White housing w/PS/2 cable
	88H-51HSKP-041	Z-3151HS (K)(B)	Black housing w/PS/2 cable
	88H-51HSRP-040	Z-3151HS (R)	White housing w/RS-232 cable (DTE pin-out)
	88H-51HSRP-041	Z-3151HS (R)(B)	Black housing w/RS-232 cable (DTE pin-out)
	88H-51HSUB-040	Z-3151HS (U)	White housing w/USB cable
	88H-51HSUB-041	Z-3151HS (U)(B)	Black housing w/USB cable
	88H-51HSKP-04N	Z-3151HS (K)	White housing w/PS/2 cable w/o ZEBEX logo
	88H-51HSKP-04B	Z-3151HS (K)(B)	Black housing w/PS/2 cable w/o ZEBEX logo
	88H-51HSRP-04N	Z-3151HS (R)	White housing w/RS-232 cable w/o ZEBEX logo (DTE pin-out)
	88H-51HSRP-04B	Z-3151HS (R)(B)	Black housing w/RS-232 cable w/o ZEBEX logo (DTE pin-out)
	88H-51HSUB-04N	Z-3151HS (U)	White housing w/USB cable w/o ZEBEX logo
	88H-51HSUB-04B	Z-3151HS (U)(B)	Black housing w/USB cable w/o ZEBEX logo

[Buyer's Guide]

Standard Cable Options


- The standard cable is gray, straight, and 2 meters (6.5 feet) in length.
- The standard cable options include PS/2, RS-232 (either DCE or DTE pinout), USB, and etc.
- Special Order Requirement:
ZEBEX is capable of supplying special customized cable, given that customers provide detailed pin configurations. The minimum order quantity of a special cable is 250 pcs.

1. Keyboard Wedge Cable (for PS/2)

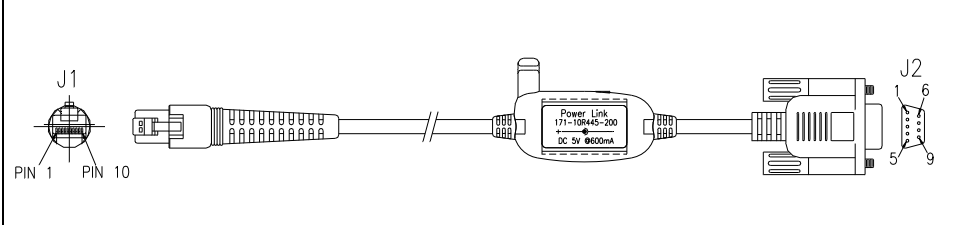


PIN-OUT CONFIGURATION			
MINI DIN (M)	MINI DIN(F)		
1.	PC Data	1.	KB Data
2.	N.C.	2.	N.C.
3.	GND	3.	GND
4.	+5V	4.	+5V
5.	PC Clock	5.	KB Clock
6.	N.C.	6.	N.C.

Item Part No. 171-10K100-200




2. RS-232C Communication Cable (DTE pin out)

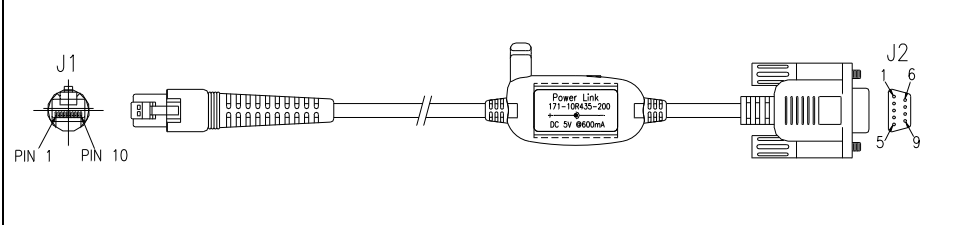


PIN-OUT CONFIGURATION	
DB-9 (F)	FUNCTION
2	TX
3	RX
7	CTS
8	RTS
5	GND
9	+5V Input

Item Part No. 171-10R445-200




3. RS-232C Communication Cable (DCE pin out)

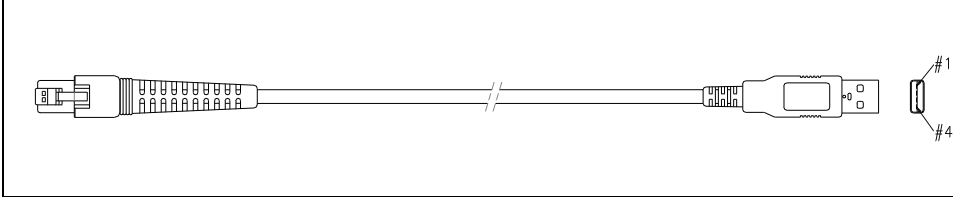


PIN-OUT CONFIGURATION	
DB-9 (F)	FUNCTION
2	RX
3	TX
7	RTS
8	CTS
5	GND
9	+5V Input

Item Part No. 171-10R435-200




4. HID USB / Virtual COM USB / OPOS USB Interface with Detachable Cable Type A



PIN-OUT CONFIGURATION	
USB TYPE A CONNECTOR	FUNCTION
1.	VCC
2.	D-
3.	D+
4.	VSS

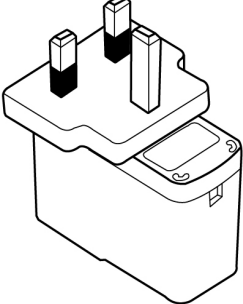
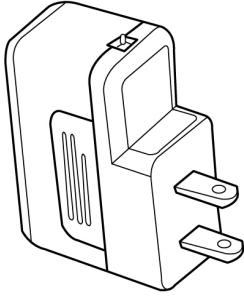
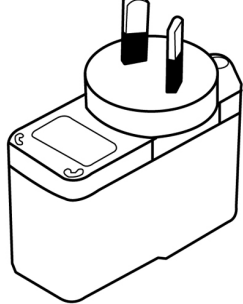
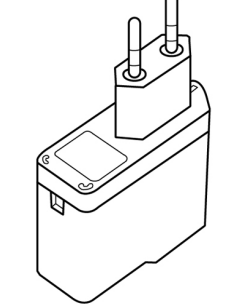
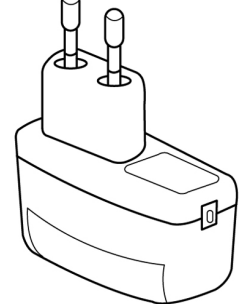
Item Part No. 171-10U301-200



* Additional software or special firmware may be required for activating virtual COM or OPOS USB interface.

Power Adapter

Z-3151HS requires a minimum of 250mA at 5 VDC power and consumes power from the host machine. If the host can not supply sufficient power, ZEBEX provides adapters of the following plug types:

UK Plug	US Plug	Australian Plug	European Plug	Korean Plug
				

* The figures are for reference only. The adaptor form factor is subject to change without prior notice.